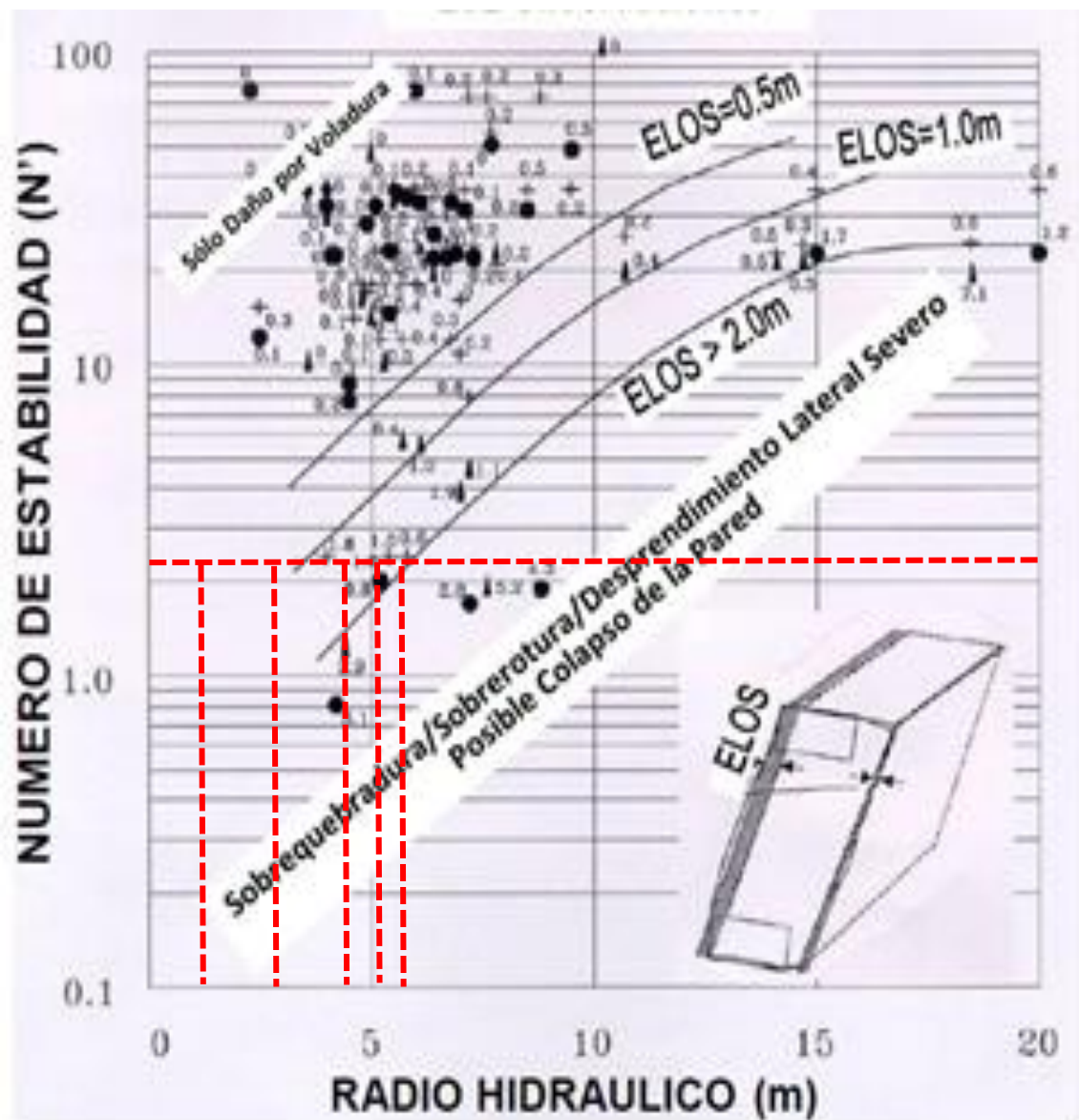
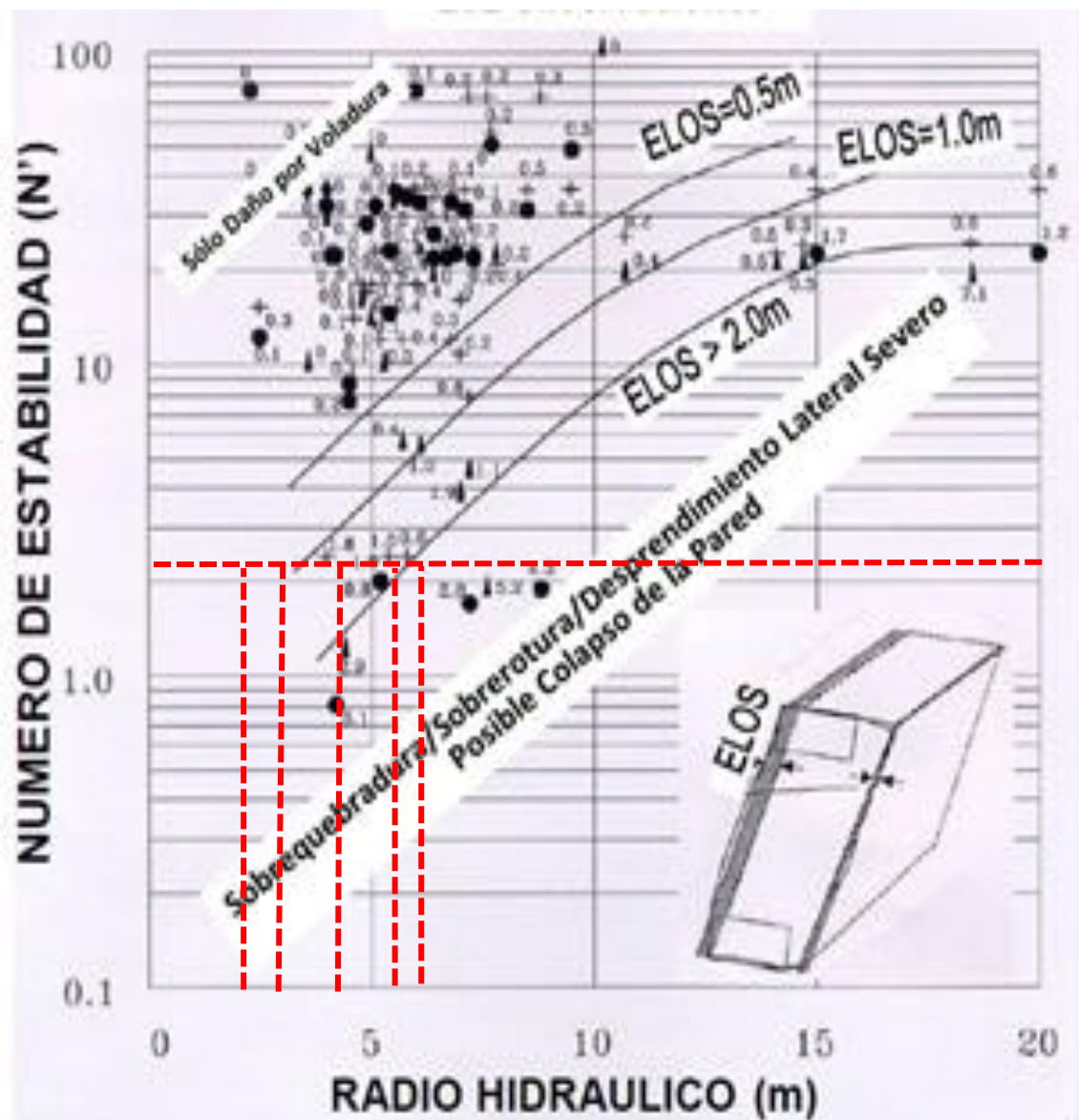


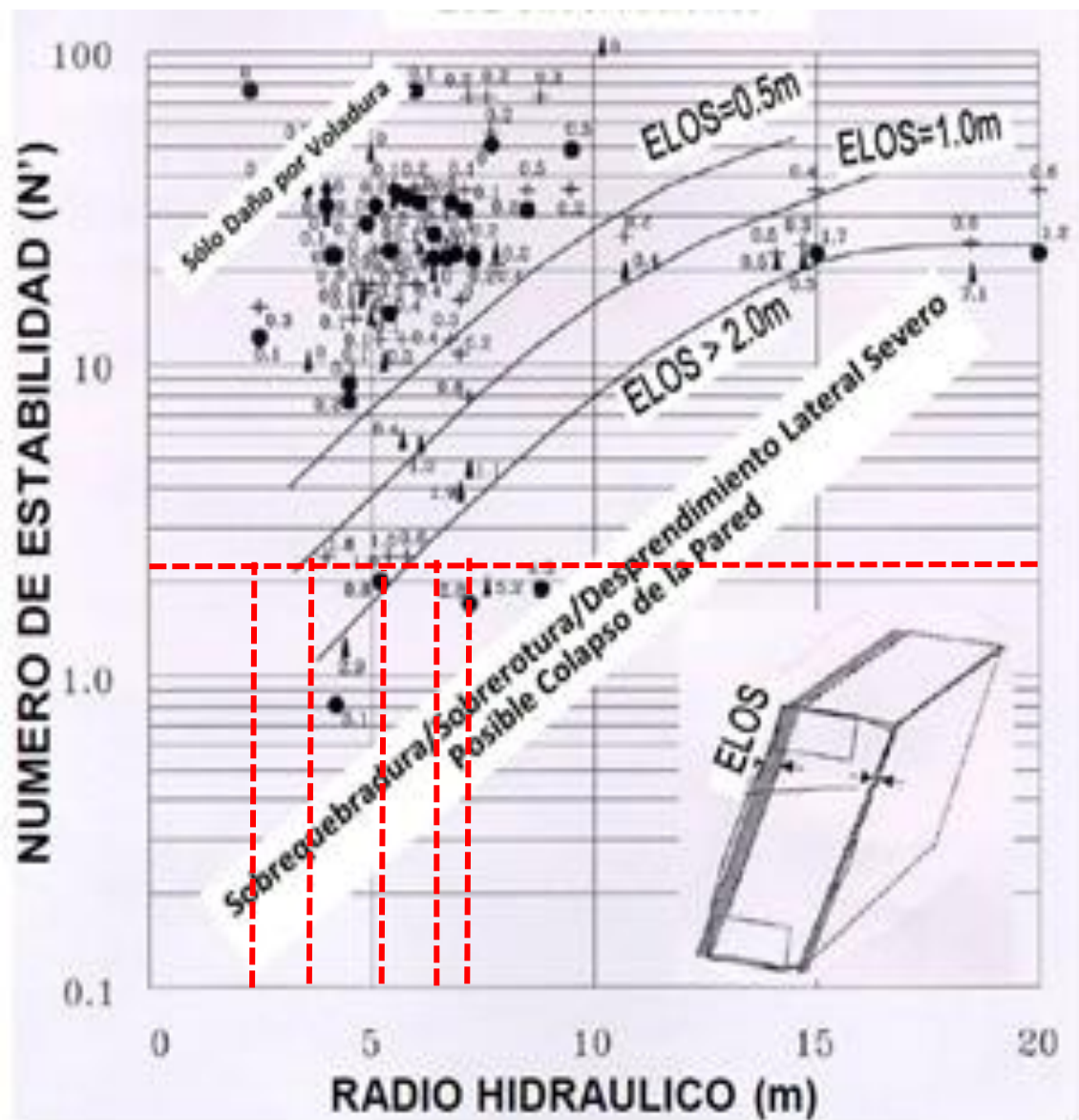
Sector de diseño nivel 4100 – nivel 4295, Buzamiento 50°, N'=2.3					
	ELOS-1 subnivel L=7 H=16	ELOS-1 subnivel L=10 H=16	ELOS-1 subnivel L=15 H=16	ELOS-1 subnivel L=20 H=16	ELOS-2 subnivel L=25 H=16
RH	2.43	3.08	3.87	4.44	4.88
ELOS	0.6	0.8	1	1.2	1.5



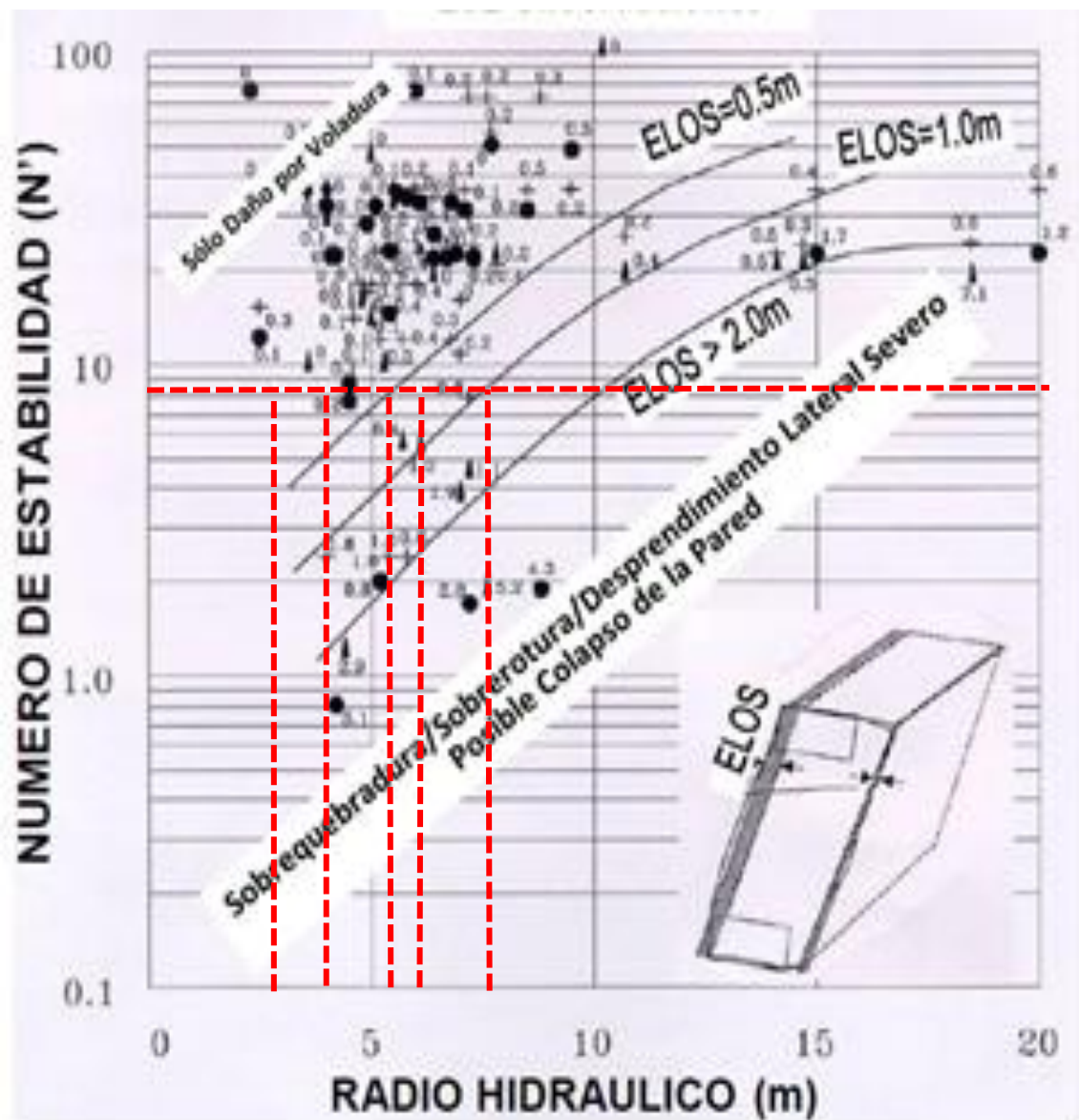
Sector de diseño nivel 4100 – nivel 4295, Buzamiento 50°, N'=2.3					
	ELOS-1 subnivel L=7 H=22	ELOS-1 subnivel L=10 H=22	ELOS-1 subnivel L=15 H=22	ELOS-1 subnivel L=20 H=22	ELOS-2 subnivel L=25 H=22
RH	2.66	3.44	4.46	5.24	5.85
ELOS	0.6	0.8	1.4	1.8	>2



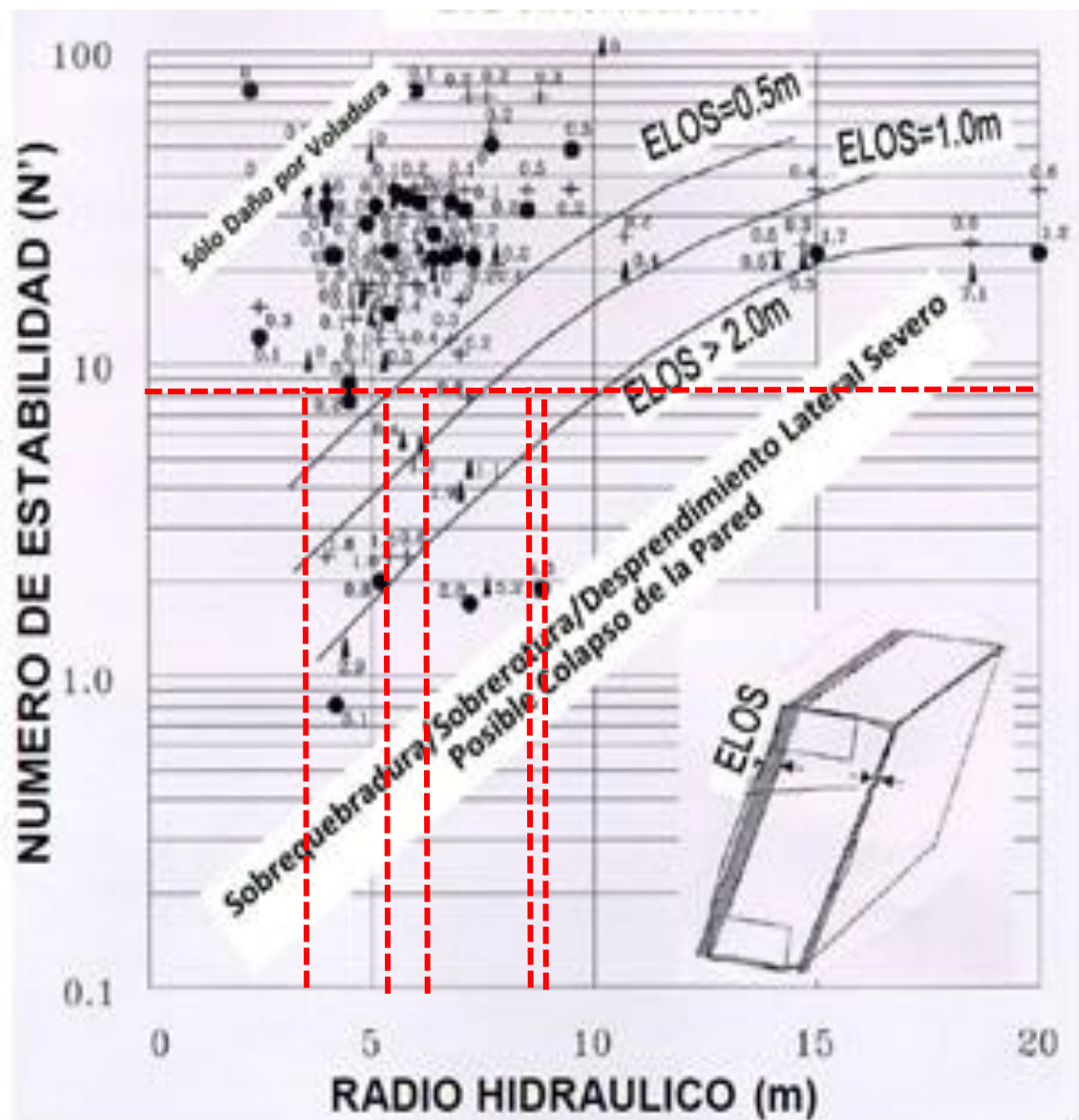
Sector de diseño nivel 4100 – nivel 4295, Buzamiento 50°, N'=2.3					
	ELOS-1 subnivel L=7 H=24	ELOS-1 subnivel L=10 H=24	ELOS-1 subnivel L=15 H=24	ELOS-1 subnivel L=20 H=24	ELOS-2 subnivel L=25 H=24
RH	2.71	3.53	4.62	5.45	6.12
ELOS	0.7	0.8	1.4	1.9	>2



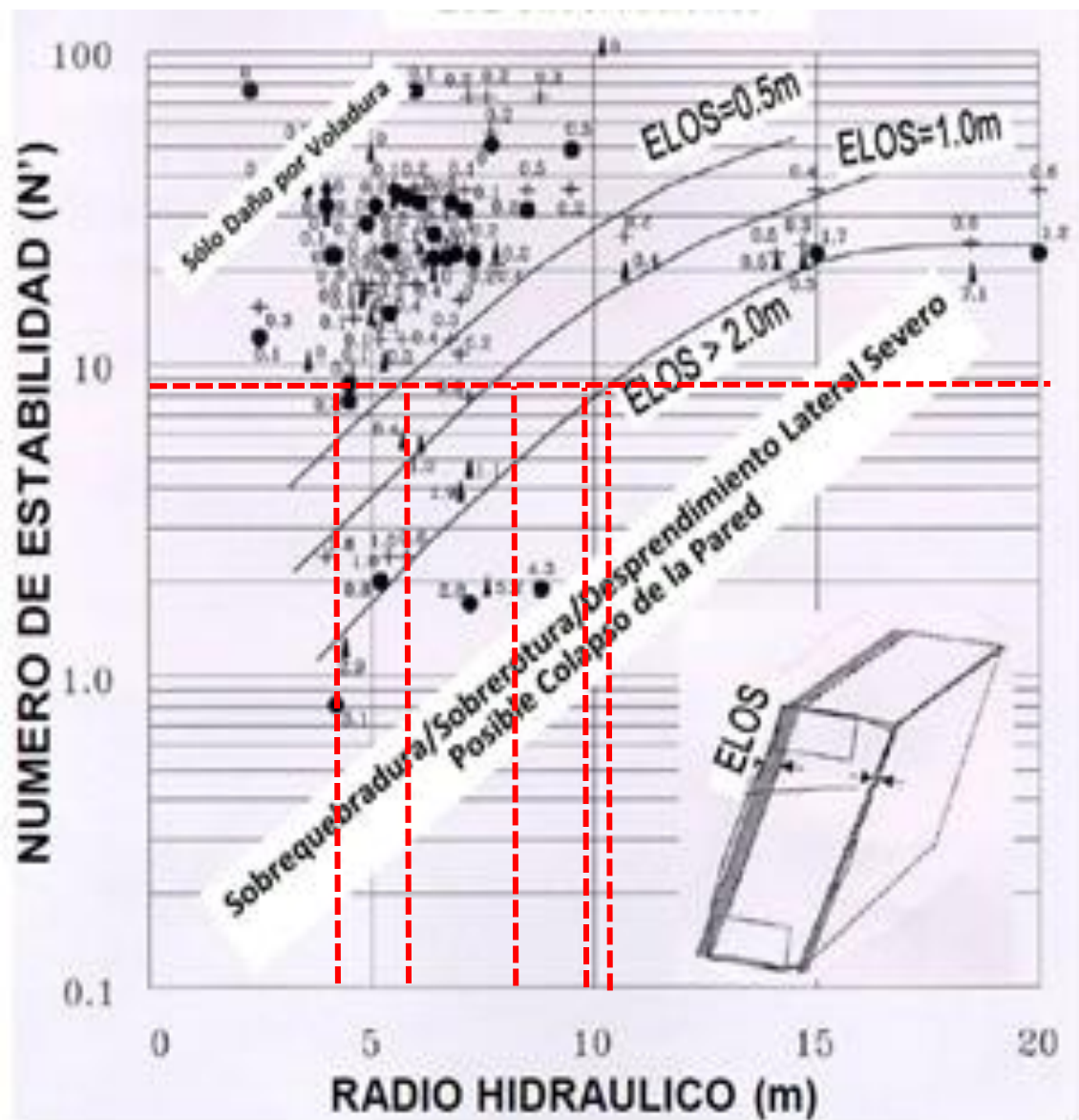
Sector de diseño nivel 4100 – nivel 4295, Buzamiento 50°, N'=2.3					
	ELOS-1 subnivel L=7 H=32	ELOS-1 subnivel L=10 H=32	ELOS-1 subnivel L=15 H=32	ELOS-1 subnivel L=20 H=32	ELOS-2 subnivel L=25 H=32
RH	2.87	3.81	5.11	6.15	7.02
ELOS	0.6	1.1	1.9	>2	>2



Sector de diseño nivel 4100 – nivel 3850, Buzamiento 70°, N'=8.3					
	ELOS-1 subnivel L=10 H=23	ELOS-1 subnivel L=15 H=23	ELOS-1 subnivel L=20 H=23	ELOS-1 subnivel L=30 H=23	ELOS-1 subnivel L=35 H=23
RH	3.48	4.54	5.35	6.51	6.94
ELOS	<0.5	<0.5	0.5	0.8	1.1



Sector de diseño nivel 4100 – nivel 3850, Buzamiento 70°, N'=8.3					
	ELOS-2 sub nivel L=10 H=36	ELOS-2 sub nivel L=15 H=36	ELOS-2 sub nivel L=20 H=36	ELOS-2 sub nivel L=30 H=36	ELOS-2 sub nivel L=35 H=36
RH	3.91	5.29	6.43	8.18	8.87
ELOS	<0.5	0.5	0.7	1.5	1.8



Sector de diseño nivel 4100 – nivel 3850, Buzamiento 70°, N'=8.3					
	ELOS-3 sub nivel L=10 H=57	ELOS-3 sub nivel L=15 H=57	ELOS-3 sub nivel L=20 H=57	ELOS-3 sub nivel L=30 H=57	ELOS-3 sub nivel L=35 H=57
RH	4.25	5.94	7.40	9.83	10.84
ELOS	<0.5	0.6	1.3	1.9	>2